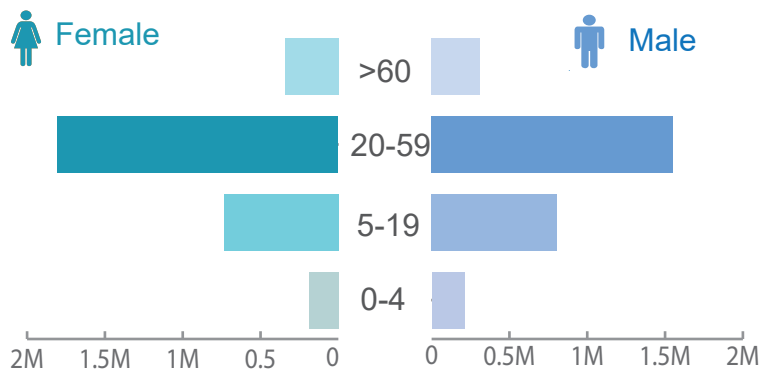
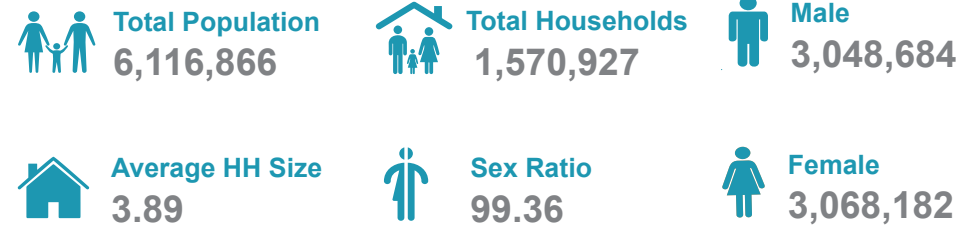
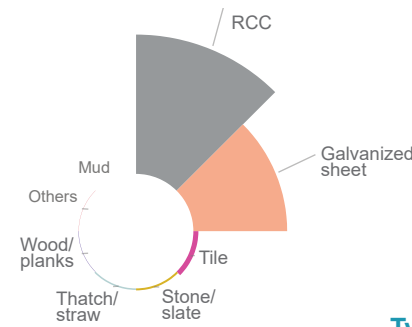
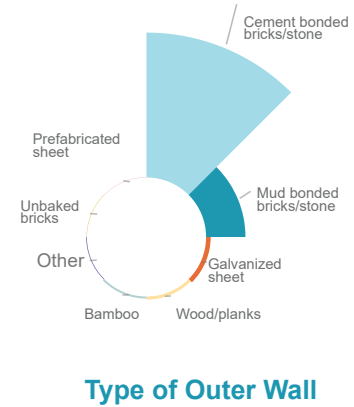
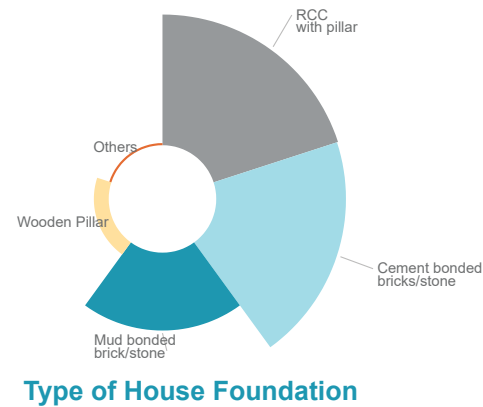


as of census 2021

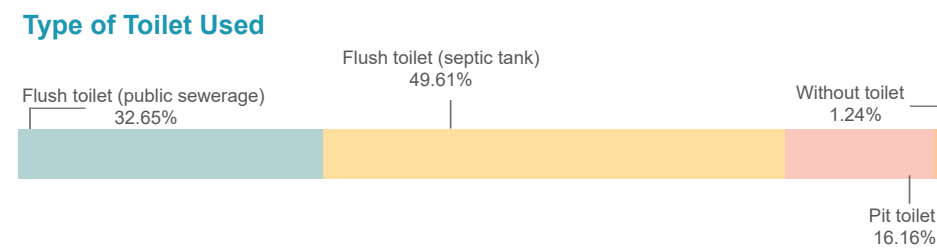
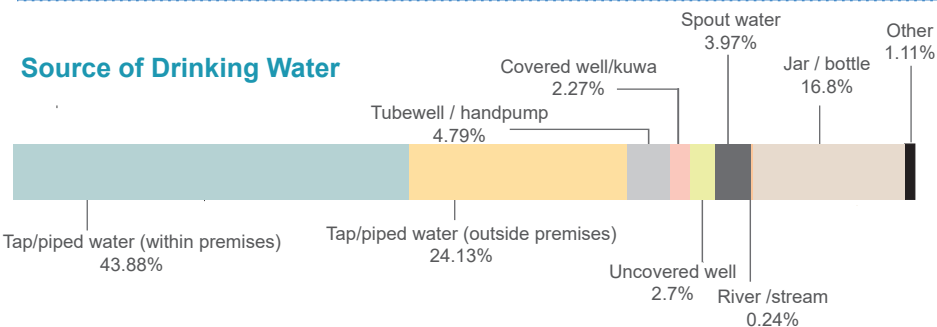
**POPULATION**



**SHELTER**



**WATER AND SANITATION**












**HEALTH**






**Sources**  
National Statistics Office, Census 2021 : Population, WASH and Shelter Health : HMIS 2020/21

## EDUCATION

Type of school		<b>4,896</b> Community Schools		<b>1,886</b> Institutional Schools
 Total number of Teachers (Primary)		<b>28,990</b>		<b>18,309</b>
 Total number of Teachers (Secondary)		<b>6,149</b>		<b>11,267</b>
 Total number of Students (Primary)		<b>514,420</b>		<b>428,878</b>
 Total number of Students (Secondary)		<b>220,741</b>		<b>152,861</b>
 Literacy Rate %		 <b>88.53%</b>		 <b>76.39%</b>

## VULNERABLE GROUPS

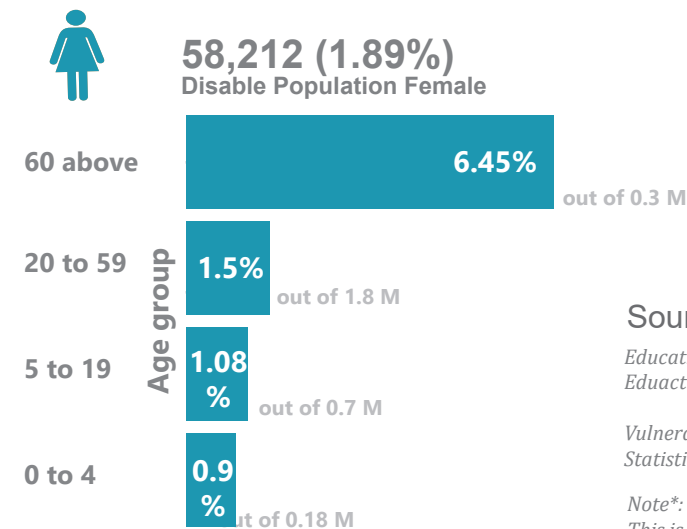
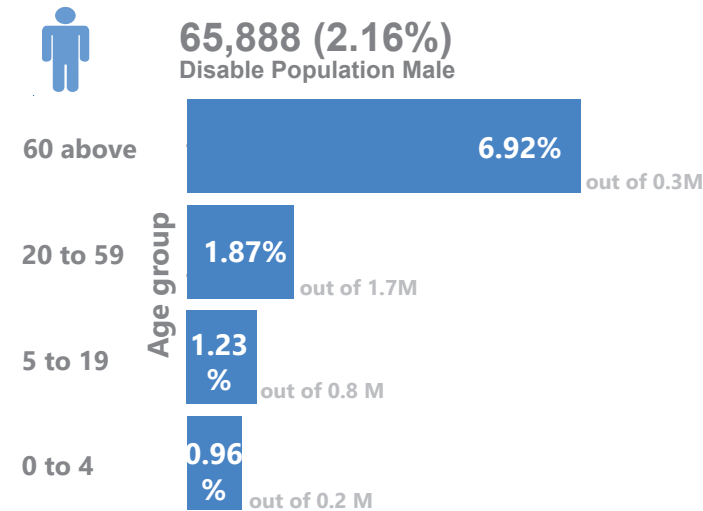
 <b>WRA</b>	<b>29%</b>	<i>Women of reproductive age (WRA) Estimated based on Census per total female population</i>
 <b>Expected Pregnancy</b>	<b>02%</b>	<i>Estimated based HMIS projection 2020/21</i>
 <b>Expected live births</b>	<b>01%</b>	<i>Estimated based HMIS projection 2020/21</i>

Icons : <https://thenounproject.com/>

## VULNERABLE GROUPS



### Person with Disabilities by gender and age group



### Sources

Education :  
Education Management Information System 2021/22

Vulnerable Groups: National  
Statistics Office, Census 2021

Note\*:  
This is a living document. We will be continuously editing and updating with revisions.