


Factsheet on Women

Nepal, Province 1



14 Districts
 28 House of Representative Constituencies
 56 Provincial Constituencies
 137 Local bodies
 1,157 Wards

Source: Ministry of Federal Affairs and General Administration, Election Commission of Nepal



Female headed-households ¹

District	Number of households	Percentage
Taplejung	7,298	28%
Panchthar	11,341	28.3%
Ilam	12,725	19.7%
Jhapa	49,709	26.9%
Morang	54,303	25.4%
Sunsari	42,259	26%
Dhankuta	11,016	29.3%
Terhathum	6,259	28.3%
Sankhuwasabha	9,500	27.4%
Bhojpur	10,796	27.4%
Solukhumbu	5,439	22.9%
Okhaldunga	9,229	28.4%
Khotang	11,371	26.7%
Udayapur	19,272	29%
Total/Average	260,517	27%

% of female population with disability ²


District	Percentage
Taplejung	2.5%
Panchthar	2.4%
Ilam	2.3%
Jhapa	1.6%
Morang	1.5%
Sunsari	1.2%
Dhankuta	2.5%
Terhathum	2.3%
Sankhuwasabha	2.2%
Bhojpur	2.2%
Solukhumbu	2.2%
Okhaldunga	2%
Khotang	2.1%
Udayapur	2.1%
Average	2.2%

% of female population aged 5 and above illiterate ³

District	Percentage
Taplejung	33.1%
Panchthar	31%
Ilam	25.5%
Jhapa	29.6%
Morang	34.8%
Sunsari	37.4%
Dhankuta	30.5%
Terhathum	30.8%
Sankhuwasabha	34.9%
Bhojpur	36%
Solukhumbu	41.2%
Okhaldunga	41.2%
Khotang	35.5%
Udayapur	35.9%
Average	34.1%

POLITICAL PARTICIPATION

At least
2,314
women elected as
ward members,
among whom
1,157 Dalit women, out
of 5,785 ward members ⁴



Nepal has set a national target of

42%

women in local bodies by
2030⁵



MIGRATION ⁶



20.4%

of women aged 15-49
migrated in the past
10 years

84.4% within Nepal
6.8% to India
3.5% to Middle East
5.1% to others

BANK ACCOUNT ⁷



43%

of women aged 15-49
use a bank account

EDUCATION ⁸



25.6%

of women aged
15- 49 have no
education

- 6.3% of women aged 15-49 completed primary education
- 12.4% of women aged 15-49 completed secondary education
- 14.6% of women aged 15-49 have more than secondary education

⁴These numbers are based on the quota positions and do not include the 62 ward chairs or the 264 women elected to non-quota ward seats.

ACCESS TO TECHNOLOGY ⁹



73.1%
of women aged 15-49 own a phone



26%
of women aged 15-49 have ever used internet



Nepal has set a national target of

98%

of women aged 15-24 years using internet by

2030¹⁰

ACCESS TO MEDIA ¹¹

32.6%

of women aged 15-49 access no media in a week



53.2%
of women aged 15-49 watch television once a week



9.8%
of women aged 15-49 read a newspaper once a week



32.1%
of women aged 15-49 listen to the radio once a week

OWNERSHIP OF HOUSE AND LAND ¹²



88.8%

of women aged 15-49 do not own a house

9.3% of women 15-49 own a house alone

1.1% of women 15-49 own a house jointly


86.2%

of women aged 15-49 do not own a land

12.9% of women 15-49 own land alone

0.5% of women 15-49 own land jointly

DECISION MAKING IN PRIVATE SPHERE¹³



SPOUSAL SEPARATION¹⁴

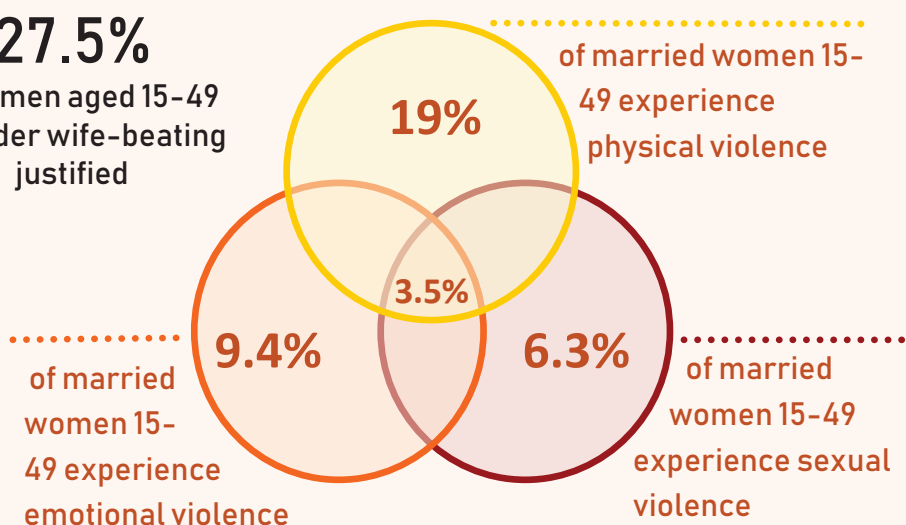


32.5%

of married women have their husband living away

SPOUSAL VIOLENCE¹⁵

27.5%
of women aged 15-49 consider wife-beating justified

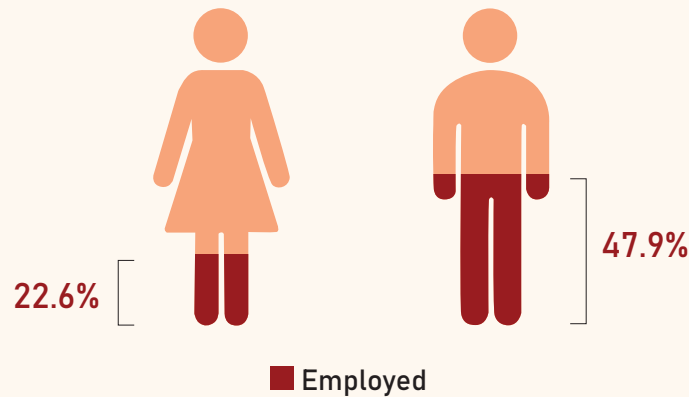


VIOLENCE AGAINST WOMEN¹⁶



Nepal has set a national target of **6.5%** of women aged 15-49 experiencing physical/sexual violence by **2030¹⁷**

EMPLOYMENT TO POPULATION RATIO ¹⁸




WOMEN EMPLOYMENT BY OCCUPATION ¹⁹

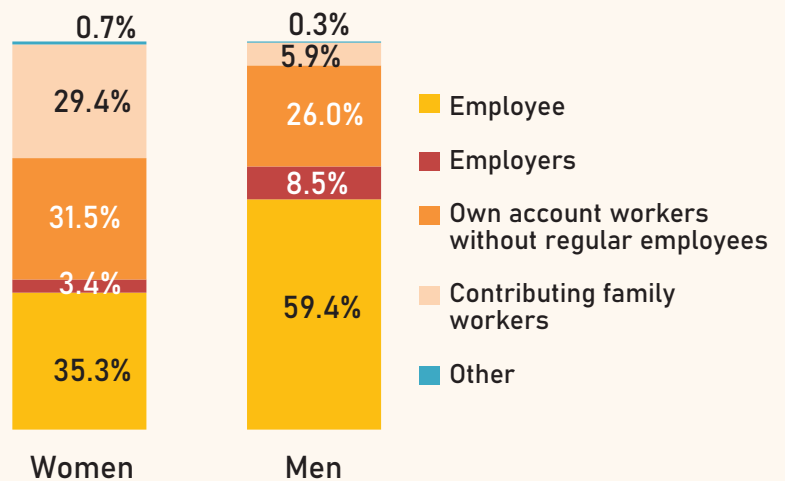


Managers	2,000
Professionals	28,000
Technicians and associate	10,000
Clerical support	11,000
Service and sales	145,000
Skills agriculture, forestry and fishery	85,000
Crafts and related trades	44,000
Plant and machine operators	4,000
Elementary occupations	144,000
Others	0
Total	442,000


EMPLOYMENT BY SECTOR ²⁰



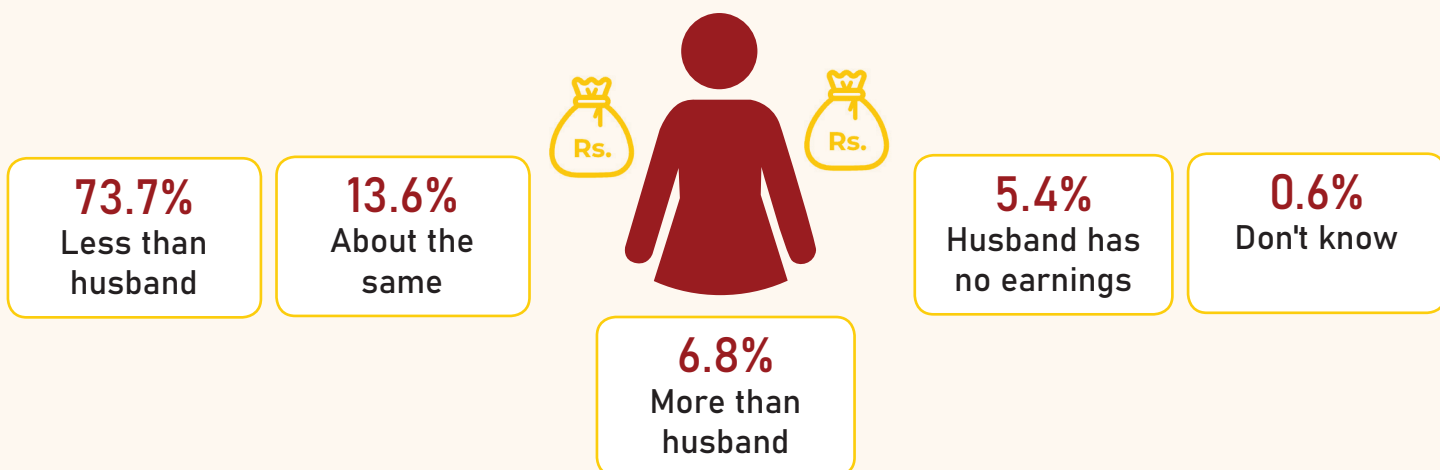
STATUS IN EMPLOYMENT ²¹



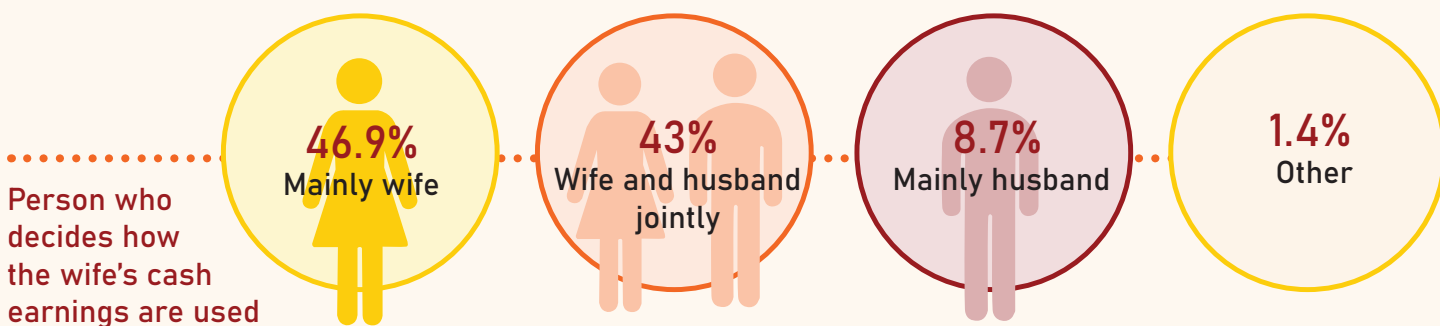
MONTHLY EARNINGS ²²



MARRIED WOMEN AGED 15-49 CASH EARNINGS COMPARED WITH HUSBAND'S CASH EARNINGS ²³



DECISION ON USE OF 15-49 MARRIED WOMEN'S CASH EARNINGS ²⁴



Source: Central Bureau of Statistics, 2012, Nepal Population and Housing Census 2011, : map at page 39, ¹page 113-114, ²page 215-216, ³page 228-229.

Ministry of Health and Population, 2017, Nepal Demographic Health Survey 2016, ⁴pages 30-31, ⁵page 322, ⁶page 52, ⁷page 322 & 60, ⁸page 56, ⁹page 315, ¹⁰page 325, ¹¹page 51, ¹²pages 327&355, ¹³pages 348, 349, 351 & 362, ¹⁴page 312-Table 15.2.1, ¹⁵page 312 Table-15.2.1.

National Planning Commission, 2017, Sustainable Development Goals: Status and Road Map 2016-2030, ¹⁶page 54, ¹⁷page 55 and ¹⁸page 53.

Report on the Nepal Force Survey 2017/2018 : ¹⁹page 13-Table 3.3, ²⁰page 90-Table 3.2, ²¹page 98-Table 3.9, ²²page 94-Table 3.5, ²³page 117-Table 3.32.

Icons: @thenounproject; @theglobalgoals