



as of July 2020

## POPULATION

Male 73,462

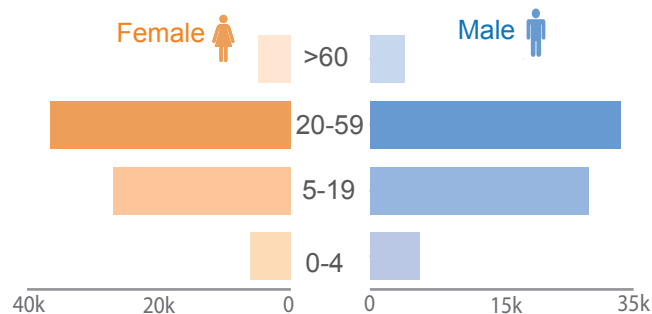
Female 74,279

Average HH Size  
5.07

Sex Ratio 98.9

**Total Population**  
**14,7741**

**Total Households**  
**29,143**



## VULNERABLE GROUPS

Lactating Population



**7.69%**

*Estimated based on population age 00-23 months by total population.*

Pregnant Population



**2.57%**

*Estimated based on expected pregnant population by total population.*

Neonate Population



**2.18%**

*Estimated based on total live births by total population.*



**Elderly**



**3.10%**



**Differently abled**

**1,182**

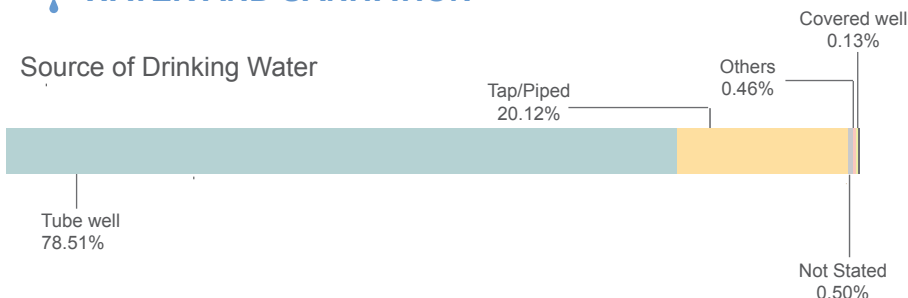


**3.29%**

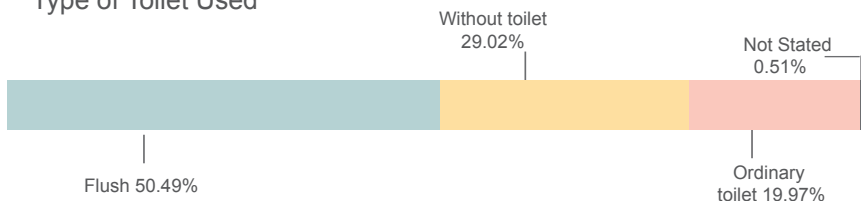
**1,070**

## WATER AND SANITATION

Source of Drinking Water



Type of Toilet Used



## Sources

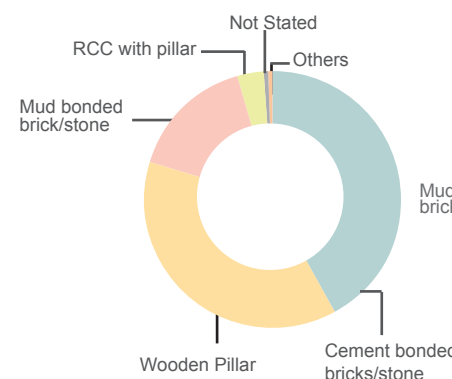
*Population/WASH/Differently able/Elderly/Shelter/Literacy rate: Province Summary Population Census 2011*

*Education( Primary/Secondary schools) EMIS, 2018/19*

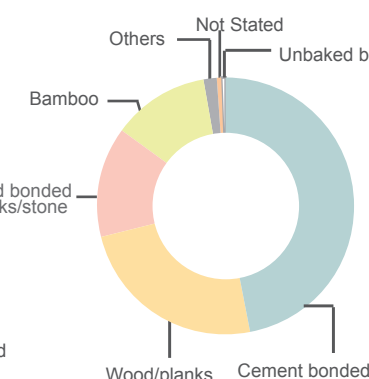
*Education( Teachers/Students) EMIS, 2017/18*

*Vulnerable (Neonate, Pregnant & Lactating) : Calculated from Annual Report, DoHS (2018/19)*

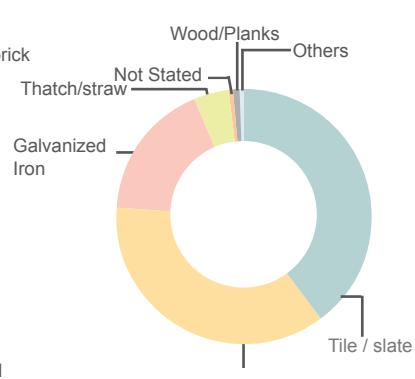
## SHELTER



Type of House Foundation



Type of Outer Wall



Type of Roof

## EDUCATION

**Total Primary Schools**

**42**

**Total Secondary Schools**

**101**

**Total Teachers**

**926**

**Total Students**

**11,056**

**Literacy Rate %**



**83.84**



**66.80**