

POPULATION

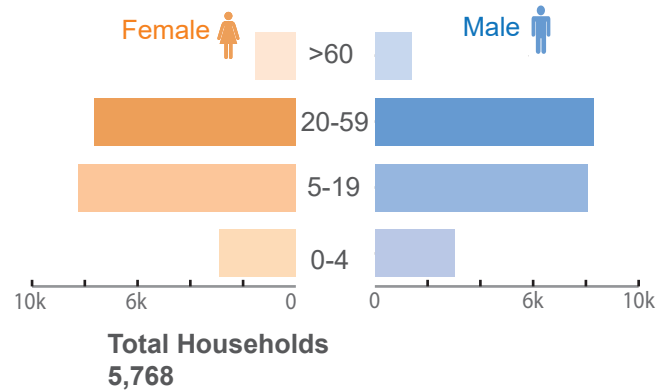
Male 20,324

Female 20,754

Average HH Size
7.12

Sex Ratio 97.93

Total Population
41,078



VULNERABLE GROUPS

Lactating Population



9.50%

Estimated based on population age 00-23 months by total population.

Pregnant Population



2.40%

Estimated based on expected pregnant population by total population.

Neonate Population



2.04%

Estimated based on total live births by total population.



Elderly



Differently abled



3.76%

384

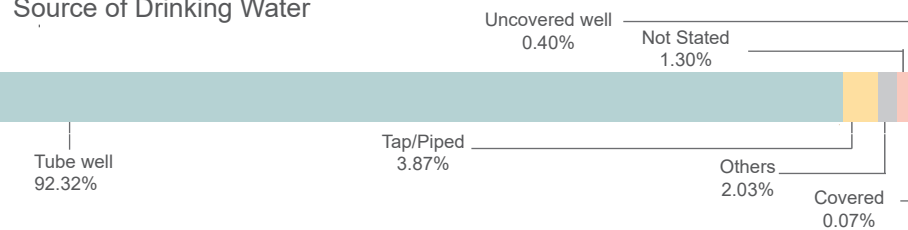


3.41%

266

WATER AND SANITATION

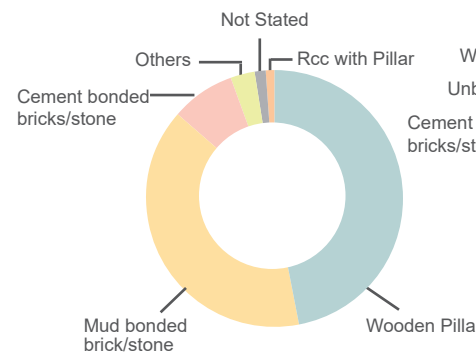
Source of Drinking Water




Type of Toilet Used



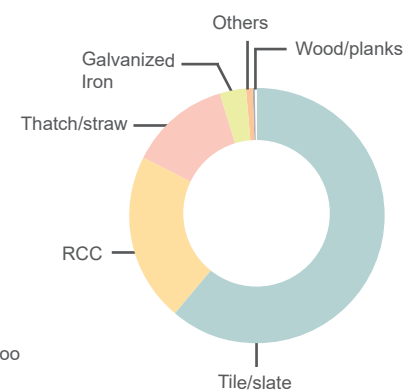
SHELTER



Type of House Foundation



Type of Outer Wall



Type of Roof

Sources

Population/WASH/Differently able/Elderly/Shelter/Literacy rate:

Province Summary Population Census 2011

Education (Primary/Secondary schools)

EMIS, 2018/19

Education (Teachers/Students)

EMIS, 2017/18

Vulnerable (Neonate, Pregnant & Lactating) :

Calculated from Annual Report, DoHS (2018/19)

EDUCATION

Total Primary Schools

8

Total Secondary Schools

6

Total Teachers

72

Total Students

4,107

Literacy Rate %



33.60



21.93